











DeltaTrack - 620



-  Cummins QSX 15 Engine With 620hp & 2542lbft.
-  Diesel Only Electronically Controlled Engine (Tier 3)
-  16/4 Caterpillar TA22 Powershift Transmission
-  Deluxe Cabin With Cabin Suspension
-  Dual Oscillating Track System With 30" 6500 Camso Tracks
-  Trimble GFX750 Precision Farming System (1 Year RangePoint)
-  10" Touchscreen Tractor Data Monitor
-  Bosch Hydraulic Remotes (Std Pump Output of 208 l/Min)
-  External Disc Brakes
-  Swinging Drawbar with Cat V (2 $\frac{1}{2}$ " Pin)



1800 789 633

199 AUSTRALIS DRIVE, DERRIMUT, VIC 3026
WWW.VERSATILETRACTORS.COM.AU



Engine

Cummins 15 QSX (Tier3)
 1500CC (915 cubic ")
 620HP (462KW) Peak
 2542lbft (3446nm) Peak
 Diesel Only Technology
 Turbo 6 Cylinder (Common Rail)
 Intercooled (air to air)
 Quantum Electronic Engine Control
 Bore 137mm Stroke 169mm
 Dual Element Air Cleaner With Aspiration
 200amp Alternator

Transmission

Caterpillar TA22 Powershift Transmission (35km/h)
 16 Forward Speeds / 4 Reverse Speeds
 Forward / Reverse Power Shuttle
 Sequential shift, auto shift, pulse shift
 Speed matching & pre-select gears
 Up to 6th Gear Start Up
 Inching Pedal
 Radar

Drawbar & Hydraulics

Load Sensing Closed Centre Hydraulics
 208 l/min Total Flow
 4 Electro-Hydraulic Remotes
 Pressure Release Quick Couplers
 3/4" Return Line Kit
 151 Litre Hydraulic Tank
 Above Pump Reservoir
 Swinging Draw Bar With Reverse Clevis (Cat V Pin)
 Auto Steer Valve Raven (Danfoss)

PTO

Optional

Lighting

2 Hood Mounted Lights
 2 Front and 2 Rear Halogen Work lights
 4 Roof Mounted Work lights
 2 Front LED Lights
 2 Rear LED Lights

Brakes, Axles & Steering

Dual Axle Mounted Disc Brakes
 Disc Brake (Hydraulic Self Adjusting)
 Hydrostatic Steering (90mm Cylinders)
 Heavy Duty Outboard Planetary Axles
 Front and Rear Diff Locks
 Okubo Differential

Operator Environment

Deluxe Cab Package With Cab Suspension
 Largest Cabin In The Industry
 Leather Seat
 Semi Active Air Suspension Seat With Heating
 Seat Mounted Console (Swivels With Seat)
 Climate Control
 Indash Diagnostics and Infocentre
 10" Touchscreen Tractor Data Monitor
 Monitor Bracket/ Power Bar
 Instructor Seat
 Side Mounted Exhaust
 Front and Rear Window Wiper and Washer
 Electric Mirrors
 Prewired For Radio (2 Speakers and Antenna)
 Sun visor
 Access Panel For External Wiring

Precision Farming System

Trimble GFX750 With Nav900
 RangePoint Ready
 Armrest Steering Resume Button

Weights and Dimensions

Length without Weights	7874 mm
Overall Height	3810 mm
Wheelbase 4WD	3886 mm
Shipping Weight	27,669 kg
Fuel Capacity	1800 litres

Standard Tyres

30" Camso 6500 Tracks (Agriculture Grouser Bars)

Warranty

2 years or Max 2000 hours from Installation



1800 789 633

199 AUSTRALIS DRIVE, DERRIMUT, VIC 3026
 WWW.VERSATILETRACTORS.COM.AU

DT - 620

